

neutralization reactions worksheet answer key

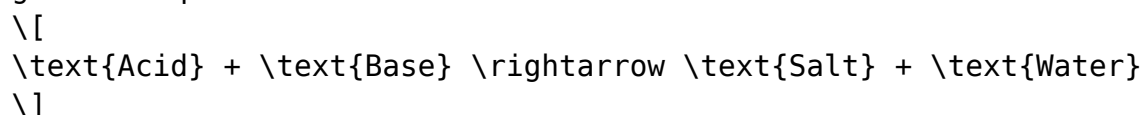
Neutralization reactions worksheet answer key is an essential resource for students and educators alike, as it provides clarity and guidance on one of the fundamental concepts in chemistry. Neutralization reactions occur when an acid reacts with a base to form water and a salt, showcasing the interplay of chemical substances. Understanding these reactions is crucial for mastering topics in physical science and preparing for more advanced studies in chemistry. This article will delve into neutralization reactions, their significance, and how to effectively use a worksheet answer key to enhance learning.

Understanding Neutralization Reactions

Neutralization reactions are a vital part of chemistry, and they occur in various contexts, from industrial processes to biological systems. Here's a closer look at what neutralization reactions entail:

Definition and Mechanism

1. Definition: A neutralization reaction can be defined as a chemical reaction in which an acid and a base interact to form water and a salt. The general equation for a neutralization reaction can be written as:



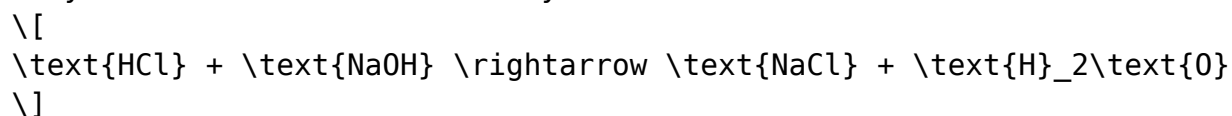
2. Mechanism: In a typical neutralization reaction:

- The acid donates protons (H^+ ions).
- The base donates hydroxide ions (OH^-).
- These ions combine to form water (H_2O), while the remaining ions form a salt.

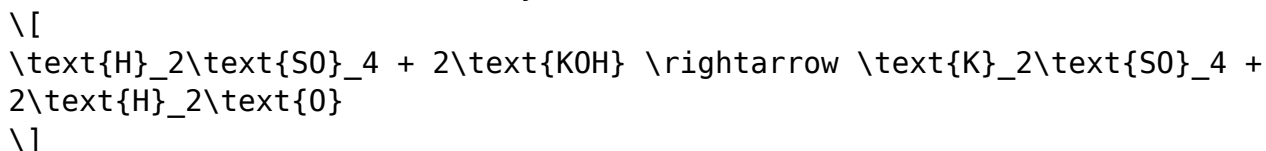
Examples of Neutralization Reactions

Here are a few common examples of neutralization reactions:

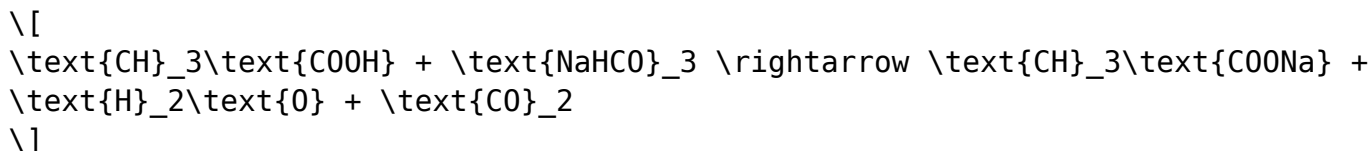
- Hydrochloric Acid + Sodium Hydroxide:



- Sulfuric Acid + Potassium Hydroxide:



- Acetic Acid + Sodium Bicarbonate:



Importance of Learning Neutralization Reactions

Understanding neutralization reactions is fundamental for several reasons:

Real-world Applications

Neutralization reactions play significant roles in various fields:

- Medicine: They are used in antacid formulations to relieve heartburn.
- Environmental Science: Neutralization is critical for treating acidic wastewater.
- Food Industry: Balance of pH is vital in food preservation and flavor.

Foundation for Advanced Chemistry Concepts

Grasping neutralization reactions lays the groundwork for more complex topics, such as:

- Titration: A technique used to determine the concentration of a solution.
- Buffer Solutions: Understanding how pH is maintained in biological systems.

Utilizing Neutralization Reactions Worksheet Answer Key

A neutralization reactions worksheet is a valuable educational tool that helps reinforce understanding through practice problems. An answer key provides students with the correct answers, allowing them to check their work and learn from their mistakes.

How to Use a Worksheet Effectively

To make the most out of a neutralization reactions worksheet, consider the following steps:

1. **Review the Material:** Before attempting the worksheet, ensure you understand the concepts of acids, bases, and the general formula for neutralization reactions.
2. **Attempt Problems Independently:** Work through the problems on your own to gauge your understanding.
3. **Consult the Answer Key:** After completing the worksheet, check your answers against the answer key. This will help you identify any errors and understand the correct reasoning.
4. **Focus on Mistakes:** Pay particular attention to the problems you got wrong. Revisit the relevant sections in your textbook or notes to clarify any misunderstandings.
5. **Practice Regularly:** Consistent practice with worksheets will deepen your grasp of neutralization reactions and improve your problem-solving abilities.

Common Types of Problems on Neutralization Worksheets

Neutralization worksheets may include various types of problems. Here are the most common:

- **Balancing Chemical Equations:** Students may be asked to balance the equations for different neutralization reactions.
- **Identifying Reactants and Products:** Given a set of compounds, students must identify which are acids and bases and predict the products of the reaction.
- **Calculating pH:** Some worksheets may include problems that require students to calculate the resulting pH after a neutralization reaction.
- **Real-life Scenarios:** Problems may involve practical applications, such as calculating how much acid is needed to neutralize a specific amount of base in a given situation.

Conclusion

In summary, the **neutralization reactions worksheet answer key** serves as an indispensable resource for students learning about this fundamental chemical

process. By understanding the mechanism of neutralization reactions and utilizing worksheets effectively, students can enhance their comprehension and application of these concepts in real-world situations. With continued practice and a solid grasp of the principles involved, they will be well-prepared for more advanced studies in chemistry and related fields.

Frequently Asked Questions

What is a neutralization reaction?

A neutralization reaction is a chemical reaction between an acid and a base that results in the formation of water and a salt.

What is the general equation for a neutralization reaction?

The general equation for a neutralization reaction is: $\text{Acid} + \text{Base} \rightarrow \text{Salt} + \text{Water}$.

Why are neutralization reactions important in everyday life?

Neutralization reactions are important in everyday life because they are used in processes like antacid medications to relieve heartburn, in agriculture to adjust soil pH, and in wastewater treatment.

What types of acids and bases typically participate in neutralization reactions?

Common acids include hydrochloric acid (HCl) and sulfuric acid (H₂SO₄), while common bases include sodium hydroxide (NaOH) and potassium hydroxide (KOH).

How can you identify the products of a neutralization reaction?

The products of a neutralization reaction can typically be identified as a salt and water, where the salt is formed from the cation of the base and the anion of the acid.

What is the significance of a pH indicator in a neutralization reaction?

A pH indicator is significant in a neutralization reaction because it visually shows the change in pH, indicating when the solution has reached neutralization.

What is typically included in a neutralization reactions worksheet?

A neutralization reactions worksheet typically includes problems that require balancing chemical equations, identifying reactants and products, and calculating pH changes.

How can I find the answer key for a neutralization reactions worksheet?

The answer key for a neutralization reactions worksheet can often be found in the teacher's edition of the textbook, provided by the instructor, or through educational resources online.

[Neutralization Reactions Worksheet Answer Key](#)

Find other PDF articles:

<https://nbapreview.theringer.com/archive-ga-23-51/files?dataid=PRU63-9947&title=rocket-mortgage-loan-officer-training.pdf>

Neutralization Reactions Worksheet Answer Key

Back to Home: <https://nbapreview.theringer.com>